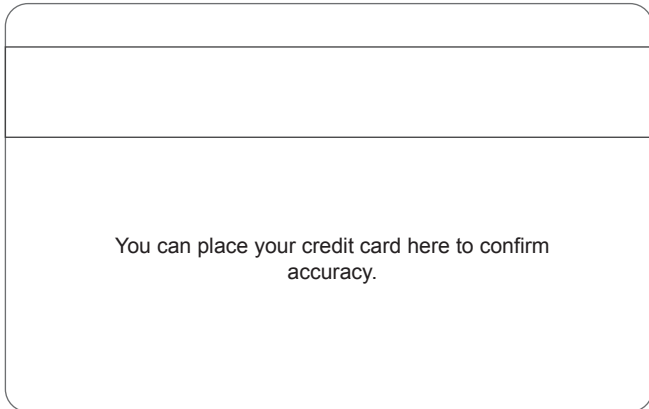
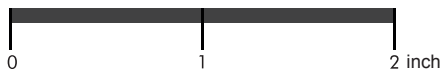
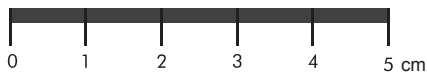


BRACELET SIZE GUIDE

Specify Your Scaling Option Prior to Printing. On your print dialog box, make sure that the page scaling is set to 100%. (You can open that box by pressing CTRL+P)



To ensure that your print settings are correct, measure the lines below on your print out to ensure that they correspond to 5 cm or 2 inches.



INSTRUCTIONS FOR MEASURING BRACELET SIZE

- Cut out the ruler and an opening as indicated, following the dotted line.
- Roll the strip around your wrist with the graduated side visible.

